

Rockfon Planostile™ Snap-in Metal Panel Ceiling System

Primary Applications:

Areas requiring durability and superior aesthetics.

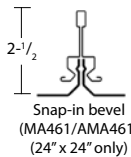
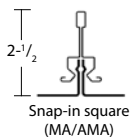
Features and Benefits:

- Attractive and durable metal panels for grid-based suspension systems.
- Range of profiles and options offer great design flexibility.
- 24" x 24" system designed to withstand positive and negative wind pressure (UL 580 Assembly).
- Metal contains no organic compounds to support mold or microbial growth.

- Economical and durable.
- Enhanced acoustical performance with optional backing.
- Building system integration flexibility (HVAC, lighting).
- Sustainable: Aluminum panel is 100% recycled content. Steel panel is a minimum of 25% recycled content. All are 100% locally recyclable at the end of useful life.

PRODUCTS

Material	Panel
<input type="checkbox"/> 0.032" aluminum (AMA) (exterior and interior) <input type="checkbox"/> 0.024" electro-galvanized steel (MA) (interior only)	Standard Painted Colors <input type="checkbox"/> 01 White <input type="checkbox"/> 08 Black <input type="checkbox"/> 44 Satin Silver Premium Painted Colors <input type="checkbox"/> 03 Bronze <input type="checkbox"/> 21 Copper Metallic <input type="checkbox"/> 23 Sandstone <input type="checkbox"/> 88 Flat Black <input type="checkbox"/> 113 Straw <input type="checkbox"/> 167 Brick Red <input type="checkbox"/> 174 Garnet <input type="checkbox"/> 215 Forest Green <input type="checkbox"/> 246 Federal Indigo <input type="checkbox"/> 256 True Blue <input type="checkbox"/> 263 Plum <input type="checkbox"/> 270 Pearl Gray <input type="checkbox"/> 379 Gloss White <input type="checkbox"/> 386 Gloss Black <input type="checkbox"/> 401 Maple* <input type="checkbox"/> 402 Oak* <input type="checkbox"/> 403 Cherry* <input type="checkbox"/> 404 Pumpkin Maple* <input type="checkbox"/> 405 Karri*
Size <input type="checkbox"/> 24" x 24" <input type="checkbox"/> 24" x 48" <input type="checkbox"/> 20" x 60" <input type="checkbox"/> Other _____	<input type="checkbox"/> 425 Wet Clay <input type="checkbox"/> 428 Yellow Flash <input type="checkbox"/> 429 Silver Lining <input type="checkbox"/> 430 Beige Breeze <input type="checkbox"/> 431 Whitewash <input type="checkbox"/> 432 Blonde Wood <input type="checkbox"/> 437 Midnight Blue <input type="checkbox"/> 438 Royal Amethyst <input type="checkbox"/> 442 Burgundy Brick <input type="checkbox"/> 443 Toffee Fate <input type="checkbox"/> 447 Cinnamon <input type="checkbox"/> 449 Fortune Gray <input type="checkbox"/> 455 Cocoa Shell <input type="checkbox"/> 495 Cardinal Red <input type="checkbox"/> 510 Morning Dew Metallic <input type="checkbox"/> 511 Autumn Metallic <input type="checkbox"/> 512 Moon Glow Metallic <input type="checkbox"/> 513 Sun Gold Metallic <input type="checkbox"/> 515 Sterling Metallic <input type="checkbox"/> 516 Flint Metallic <input type="checkbox"/> 517 Emerald Metallic <input type="checkbox"/> 520 Polar White <input type="checkbox"/> 521 Nickel <input type="checkbox"/> 524 Silver
Surface <input type="checkbox"/> Solid <input type="checkbox"/> Standard perforation pattern <input type="checkbox"/> D <input type="checkbox"/> E <input type="checkbox"/> R <input type="checkbox"/> V <input type="checkbox"/> J <input type="checkbox"/> Q <input type="checkbox"/> AA <input type="checkbox"/> Other _____ <input type="checkbox"/> Premium perforation pattern <input type="checkbox"/> B <input type="checkbox"/> F <input type="checkbox"/> G <input type="checkbox"/> H <input type="checkbox"/> I <input type="checkbox"/> K <input type="checkbox"/> L <input type="checkbox"/> N <input type="checkbox"/> O <input type="checkbox"/> P <input type="checkbox"/> W <input type="checkbox"/> Y <input type="checkbox"/> Z <input type="checkbox"/> AI <input type="checkbox"/> AJ <input type="checkbox"/> AK	Anodized Finishes <input type="checkbox"/> 14 Chromecoat Anodized <input type="checkbox"/> 16 Brasscoat Anodized <input type="checkbox"/> 509 Copper Coat Anodized <input type="checkbox"/> 504 Satin Silver Anodized MetalWood II Finishes (Panels only) <input type="checkbox"/> 650R Maple <input type="checkbox"/> 651R Cherry <input type="checkbox"/> 652R Pumpkin Maple <input type="checkbox"/> 653R Oak <input type="checkbox"/> 654R Karri <input type="checkbox"/> 655R Bamboo WoodScenes Painted Colors <input type="checkbox"/> 800 Lazy Maple <input type="checkbox"/> 801 Aged Teak <input type="checkbox"/> 802 Vintage Burlwood <input type="checkbox"/> 803 Burnished Cherry <input type="checkbox"/> 804 Sleek Cherry <input type="checkbox"/> 805 Weathered Oak * Coordinating Solid Paint Colors to MetalWood® II Finishes ** Panels only
Profile <input type="checkbox"/> MA (steel) square-edge <input type="checkbox"/> MA 461 (steel) bevel-edge (24" x 24" only) <input type="checkbox"/> AMA (aluminum) square-edge <input type="checkbox"/> AMA 461 (aluminum) bevel-edge (24" x 24" only)	Accessories <input type="checkbox"/> Acoutex™ acoustical backer <input type="checkbox"/> Glass fiber acoustical pad in black poly <input type="checkbox"/> Trim Kit for Type G light fixture <input type="checkbox"/> Wire clip for snap-in seismic/exterior applications (UL 580 Assembly)



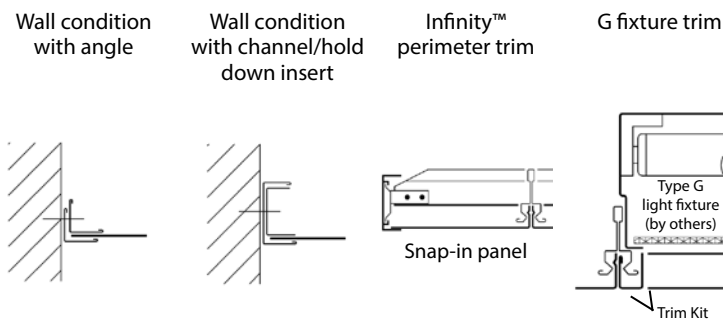
Rockfon Planostile™ Snap-in Metal Panel Ceiling System

PHYSICAL DATA

- Type:** Snap-in
- Material:** Painted aluminum, painted galvanized steel, anodized aluminum
- Surface:** Solid and perforated
- Size:** 24" x 24", 24" x 48", custom
- Edge detail:** Square/all types
Bevel/24" x 24" only
- Texture:** Smooth
- Fire:** Class A: flame 0, smoke 0 per ASTM E-84
- Sound:** NRC 0.70 - perforated with soundtex backer
NRC 0.90 - perforated with acoustical pad
- Performance:** interior*
exterior / 2'x2' snap-in (class 30 - positive and negative per UL 580)*
- Suspension:** concealed snap bar
- Classification:** Type=XX, pattern C, G ASTM E 1264
- Warranty:** 1-year limited
- Sustainability:** Up to 100% recycled content, 100% locally recyclable at end of useful life.

* Consult with an engineer to evaluate suitability of system for intended application.

SECTIONS



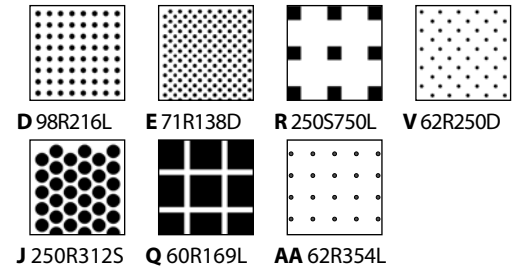
PERFORATION CODE KEY

Sample number: **62R250D**


- | | | | |
|--|---|--|--|
| 62
Hole size in 1/1000 inches (0.062") | R
R = Round Hole
S = Square Hole | 250
Hole spacing in 1/1000 inches (0.250") | D
D=Diagonal pattern (45°)
L=Linear pattern (straight)
S=Staggered pattern (60°) |
|--|---|--|--|

PERFORATION PATTERNS

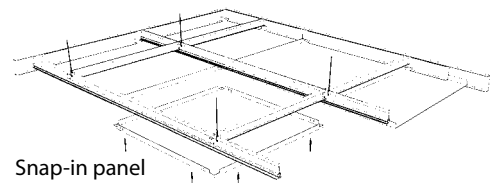
Standard



Premium



Ceiling Plan Example



ROCKFON, LLC 4849 SOUTH AUSTIN AVE., CHICAGO, IL 60638 / USA and Canada: 800-323-7164 / Fax: 800-222-3744 / rockfon.com